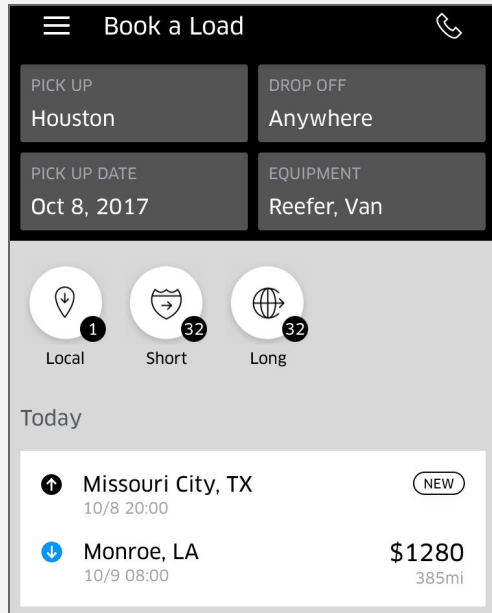
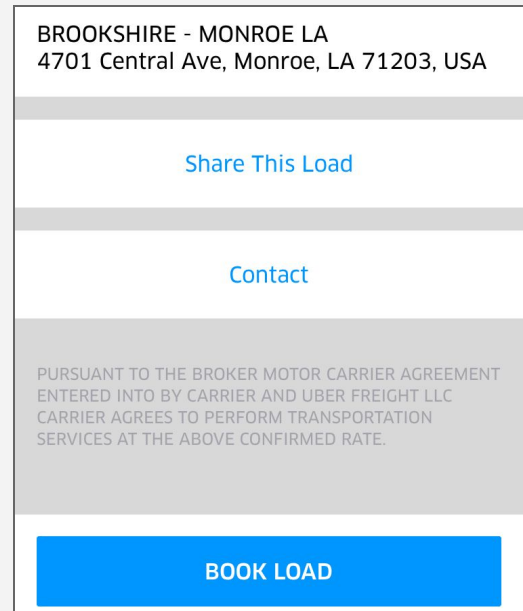


# How to Share a Load on the Uber Freight app


**1:** Find a load in the Uber Freight app. You can search for loads in a specific city by tapping the “Pick Up” box.



**2:** Tap the load. Scroll to the bottom of the page and you can see the “Share This Load” button.



**3:** Tap “Share This Load” and choose how you want to share it. “Message” will create a text message for you.



**4:** The person you send it to will receive details of the load with a direct link to book it in the app!

